

FORM NO. MGT-7

[Pursuant to sub-Section(1) of section 92 of the Companies Act, 2013 and sub-rule (1) of rule 11of the Companies (Management and Administration) Rules, 2014]



सत्यमेव जयते

Annual Return

Form language English Hindi

Refer the instruction kit for filing the form.

I. REGISTRATION AND OTHER DETAILS

(i) * Corporate Identification Number (CIN) of the company

L32200MH1940PLC003164

Pre-fill

Global Location Number (GLN) of the company

* Permanent Account Number (PAN) of the company

(ii) (a) Name of the company

NELCO LIMITED

(b) Registered office address

MIDC, PLOT NO. EL 6, TTC INDUSTRIAL AREA,
ELECTRONICS ZONE, MAHAPE
NAVI MUMBAI
Maharashtra
400710



(c) *e-mail ID of the company

girish.kirkinde@nelco.in

(d) *Telephone number with STD code

02267399100

(e) Website

www.nelco.in

(iii) Date of Incorporation

31/08/1940

(iv)	Type of the Company	Category of the Company	Sub-category of the Company
	Public Company	Company limited by shares	Indian Non-Government company

(v) Whether company is having share capital

Yes

No

(vi) *Whether shares listed on recognized Stock Exchange(s)

Yes

No

(a) Details of stock exchanges where shares are listed

S. No.	Stock Exchange Name	Code
1	BSE Limited	1
2	The National Stock Exchange of India	1,024

(b) CIN of the Registrar and Transfer Agent

U74999MH2018PTC307859

Pre-fill

Name of the Registrar and Transfer Agent

TSR DARASHAW CONSULTANTS PRIVATE LIMITED

Registered office address of the Registrar and Transfer Agents

C-101, 1st Floor, 247 Park,
Lal Bahadur Shastri Marg, Vikhroli (West)

(vii) *Financial year From date 01/04/2020 (DD/MM/YYYY) To date 31/03/2021 (DD/MM/YYYY)

(viii) *Whether Annual general meeting (AGM) held Yes No

(a) If yes, date of AGM 22/06/2021

(b) Due date of AGM 30/09/2021

(c) Whether any extension for AGM granted Yes No

II. PRINCIPAL BUSINESS ACTIVITIES OF THE COMPANY

*Number of business activities 1

S.No	Main Activity group code	Description of Main Activity group	Business Activity Code	Description of Business Activity	% of turnover of the company
1	J	Information and communication	J5	Wired, wireless or satellite Telecommunication activities	100

III. PARTICULARS OF HOLDING, SUBSIDIARY AND ASSOCIATE COMPANIES (INCLUDING JOINT VENTURES)

*No. of Companies for which information is to be given 4

Pre-fill All

S.No	Name of the company	CIN / FCRN	Holding/ Subsidiary/Associate/ Joint Venture	% of shares held
1	The Tata Power Company Ltd	L28920MH1919PLC000567	Holding	48.64
2	Af-Taab Investment Company	U65990MH1979PLC021037	Holding	1.44

3	Tatanet Services Ltd	U67120MH1987PLC044351	Subsidiary	100
4	Nelco Network Products Ltd	U32309MH2016PLC285693	Subsidiary	100

IV. SHARE CAPITAL, DEBENTURES AND OTHER SECURITIES OF THE COMPANY

(i) *SHARE CAPITAL

(a) Equity share capital

Particulars	Authorised capital	Issued capital	Subscribed capital	Paid up capital
Total number of equity shares	25,000,000	22,818,400	22,817,461	22,817,461
Total amount of equity shares (in Rupees)	250,000,000	228,184,000	228,174,610	228,174,610

Number of classes

1

Class of Shares	Authorised capital	Issued capital	Subscribed capital	Paid up capital
Equity Shares				
Number of equity shares	25,000,000	22,818,400	22,817,461	22,817,461
Nominal value per share (in rupees)	10	10	10	10
Total amount of equity shares (in rupees)	250,000,000	228,184,000	228,174,610	228,174,610

(b) Preference share capital

Particulars	Authorised capital	Issued capital	Subscribed capital	Paid-up capital
Total number of preference shares	2,500,000	0	0	0
Total amount of preference shares (in rupees)	250,000,000	0	0	0

Number of classes

1

Class of shares	Authorised capital	Issued capital	Subscribed capital	Paid up capital
Redeemable Preference Shares				
Number of preference shares	2,500,000	0	0	0
Nominal value per share (in rupees)	100	100	100	100
Total amount of preference shares (in rupees)	250,000,000	0	0	0

(c) Unclassified share capital

Particulars	Authorised Capital
Total amount of unclassified shares	0

(d) Break-up of paid-up share capital

Class of shares	Number of shares	Total nominal amount	Total Paid-up amount	Total premium
Equity shares				
At the beginning of the year	22,817,461	228,174,610	228,174,610	
Increase during the year	0	0	0	0
i. Public Issues	0	0	0	0
ii. Rights issue	0	0	0	0
iii. Bonus issue	0	0	0	0
iv. Private Placement/ Preferential allotment	0	0	0	0
v. ESOPs	0	0	0	0
vi. Sweat equity shares allotted	0	0	0	0
vii. Conversion of Preference share	0	0	0	0
viii. Conversion of Debentures	0	0	0	0
ix. GDRs/ADRs	0	0	0	0
x. Others, specify				
Decrease during the year	0	0	0	0
i. Buy-back of shares	0	0	0	0
ii. Shares forfeited	0	0	0	0
iii. Reduction of share capital	0	0	0	0
iv. Others, specify				
At the end of the year	22,817,461	228,174,610	228,174,610	
Preference shares				
At the beginning of the year	0	0	0	
Increase during the year	0	0	0	0
i. Issues of shares	0	0	0	0
ii. Re-issue of forfeited shares	0	0	0	0

iii. Others, specify				
Decrease during the year	0	0	0	0
i. Redemption of shares	0	0	0	0
ii. Shares forfeited	0	0	0	0
iii. Reduction of share capital	0	0	0	0
iv. Others, specify				
At the end of the year	0	0	0	

(ii) Details of stock split/consolidation during the year (for each class of shares)

0

Class of shares		(i)	(ii)	(iii)
Before split / Consolidation	Number of shares			
	Face value per share			
After split / Consolidation	Number of shares			
	Face value per share			

(iii) Details of shares/Debentures Transfers since closure date of last financial year (or in the case of the first return at any time since the incorporation of the company) *

Nil

[Details being provided in a CD/Digital Media]

Yes

No

Not Applicable

Separate sheet attached for details of transfers

Yes

No

Note: In case list of transfer exceeds 10, option for submission as a separate sheet attachment or submission in a CD/Digital Media may be shown.

Date of the previous annual general meeting		<input type="text"/>	
Date of registration of transfer (Date Month Year)		<input type="text"/>	
Type of transfer	<input type="text"/>	1 - Equity, 2 - Preference Shares, 3 - Debentures, 4 - Stock	
Number of Shares/ Debentures/ Units Transferred	<input type="text"/>	Amount per Share/ Debenture/Unit (in Rs.)	<input type="text"/>

Ledger Folio of Transferor				<input type="text"/>		
Transferor's Name	<input type="text"/>		<input type="text"/>		<input type="text"/>	
	Surname		middle name		first name	
Ledger Folio of Transferee				<input type="text"/>		
Transferee's Name	<input type="text"/>		<input type="text"/>		<input type="text"/>	
	Surname		middle name		first name	

Date of registration of transfer (Date Month Year)				<input type="text"/>		
Type of transfer	<input type="text"/>		1 - Equity, 2- Preference Shares,3 - Debentures, 4 - Stock			
	Number of Shares/ Debentures/ Units Transferred		<input type="text"/>		Amount per Share/ Debenture/Unit (in Rs.)	
Ledger Folio of Transferor				<input type="text"/>		
Transferor's Name	<input type="text"/>		<input type="text"/>		<input type="text"/>	
	Surname		middle name		first name	
Ledger Folio of Transferee				<input type="text"/>		
Transferee's Name	<input type="text"/>		<input type="text"/>		<input type="text"/>	
	Surname		middle name		first name	

(iv) *Indebtedness including debentures (Outstanding as at the end of financial year)

Particulars	Number of units	Nominal value per unit	Total value
Non-convertible debentures	0	0	0
Partly convertible debentures	0	0	0
Fully convertible debentures	0	0	0
Secured Loans (including interest outstanding/accrued but not due for payment) excluding deposits			353,469,730
Unsecured Loans (including interest outstanding/accrued but not due for payment) excluding deposits			299,181,810
Deposit			0
Total			652,651,540

Details of debentures

Class of debentures	Outstanding as at the beginning of the year	Increase during the year	Decrease during the year	Outstanding as at the end of the year
Non-convertible debentures	0	0	0	0
Partly convertible debentures	0	0	0	0
Fully convertible debentures	0	0	0	0

(v) Securities (other than shares and debentures)

0

Type of Securities	Number of Securities	Nominal Value of each Unit	Total Nominal Value	Paid up Value of each Unit	Total Paid up Value
Total					

V. *Turnover and net worth of the company (as defined in the Companies Act, 2013)**(i) Turnover**

1,335,545,220

(ii) Net worth of the Company

560,845,220

VI. (a) *SHARE HOLDING PATTERN - Promoters

S. No.	Category	Equity	Preference
--------	----------	--------	------------

		Number of shares	Percentage	Number of shares	Percentage
1.	Individual/Hindu Undivided Family				
	(i) Indian	0	0	0	
	(ii) Non-resident Indian (NRI)	0	0	0	
	(iii) Foreign national (other than NRI)	0	0	0	
2.	Government				
	(i) Central Government	0	0	0	
	(ii) State Government	0	0	0	
	(iii) Government companies	0	0	0	
3.	Insurance companies	0	0	0	
4.	Banks	0	0	0	
5.	Financial institutions	0	0	0	
6.	Foreign institutional investors	0	0	0	
7.	Mutual funds	0	0	0	
8.	Venture capital	0	0	0	
9.	Body corporate (not mentioned above)	11,428,940	50.09	0	
10.	Others	0	0	0	
	Total	11,428,940	50.09	0	0

Total number of shareholders (promoters)

4

(b) *SHARE HOLDING PATTERN - Public/Other than promoters

S. No.	Category	Equity		Preference	
		Number of shares	Percentage	Number of shares	Percentage
1.	Individual/Hindu Undivided Family				
	(i) Indian	9,068,498	39.74	0	
	(ii) Non-resident Indian (NRI)	240,234	1.05	0	
	(iii) Foreign national (other than NRI)	0	0	0	

2.	Government				
	(i) Central Government	2	0	0	
	(ii) State Government	3,890	0.02	0	
	(iii) Government companies	52,180	0.23	0	
3.	Insurance companies	0	0	0	
4.	Banks	760	0	0	
5.	Financial institutions	10,900	0.05	0	
6.	Foreign institutional investors	400,000	1.75	0	
7.	Mutual funds	0	0	0	
8.	Venture capital	0	0	0	
9.	Body corporate (not mentioned above)	350,031	1.53	0	
10.	Others IEPF/BC-NBSC/ Clearing Me	1,262,026	5.53	0	
	Total	11,388,521	49.9	0	0

Total number of shareholders (other than promoters)

31,326

**Total number of shareholders (Promoters+Public/
Other than promoters)**

31,330

(c) *Details of Foreign institutional investors' (FIIs) holding shares of the company

1

Name of the FII	Address	Date of Incorporation	Country of Incorporation	Number of shares held	% of shares held
MASSACHUSETTS INS	Deutsche Bank Ag, Db House Haza			400,000	1.75

**VII. *NUMBER OF PROMOTERS, MEMBERS, DEBENTURE HOLDERS
(Details, Promoters, Members (other than promoters), Debenture holders)**

Details	At the beginning of the year	At the end of the year
Promoters	4	4
Members (other than promoters)	23,823	31,326
Debenture holders	0	0

VIII. DETAILS OF DIRECTORS AND KEY MANAGERIAL PERSONNEL





(A) *Composition of Board of Directors

Category	Number of directors at the beginning of the year		Number of directors at the end of the year		Percentage of shares held by directors as at the end of year	
	Executive	Non-executive	Executive	Non-executive	Executive	Non-executive
A. Promoter	0	1	0	1	0	0
B. Non-Promoter	1	4	1	4	0	0
(i) Non-Independent	1	1	1	1	0	0
(ii) Independent	0	3	0	3	0	0
C. Nominee Directors representing	0	0	0	0	0	0
(i) Banks & FIs	0	0	0	0	0	0
(ii) Investing institutions	0	0	0	0	0	0
(iii) Government	0	0	0	0	0	0
(iv) Small share holders	0	0	0	0	0	0
(v) Others	0	0	0	0	0	0
Total	1	5	1	5	0	0

Number of Directors and Key managerial personnel (who is not director) as on the financial year end date

8

(B) (i) *Details of directors and Key managerial personnel as on the closure of financial year

Name	DIN/PAN	Designation	Number of equity share(s) held	Date of cessation (after closure of financial year : If any)
R.R.BHINGE	00036557	Director	0	
P. J. NATH	05118177	Managing Director	0	
NARASIMHA MURTHY 	00023046	Director	0	
LAKSHMI ANANT NAD 	07076164	Director	0	
AJAY KUMAR PANDEY 	00065622	Director	0	
ANAND AGARWAL	06398370	Director	0	
UDAY BANERJEE	ACFPB3496C	CFO	0	
GIRISH VIJAYANAND 	AADPK1608H	Company Secretar	0	

(ii) Particulars of change in director(s) and Key managerial personnel during the year

4

Name	DIN/PAN	Designation at the beginning / during the financial year	Date of appointment/ change in designation/ cessation	Nature of change (Appointment/ Change in designation/ Cessation)
ANAND AGARWAL	06398370	Director	13/08/2020	Change in Designation
NARASIMHA MURTHY	00023046	Director	13/08/2020	Change in Designation
LAKSHMI ANANT NAD	07076164	Director	13/08/2020	Change in Designation
AJAY KUMAR PANDEY	00065622	Director	13/08/2020	Change in Designation

IX. MEETINGS OF MEMBERS/CLASS OF MEMBERS/BOARD/COMMITTEES OF THE BOARD OF DIRECTORS**A. MEMBERS/CLASS /REQUISITIONED/NCLT/COURT CONVENED MEETINGS**

Number of meetings held

1

Type of meeting	Date of meeting	Total Number of Members entitled to attend meeting	Attendance	
			Number of members attended	% of total shareholding
Annual General Meeting	13/08/2020	28,132	73	53.99

B. BOARD MEETINGS

*Number of meetings held

9

S. No.	Date of meeting	Total Number of directors associated as on the date of meeting	Attendance	
			Number of directors attended	% of attendance
1	02/05/2020	6	6	100
2	16/05/2020	6	6	100
3	16/07/2020	6	6	100
4	31/07/2020	6	6	100
5	04/11/2020	6	6	100
6	23/11/2020	6	6	100
7	28/01/2021	6	6	100
8	02/03/2021	6	6	100

S. No.	Date of meeting	Total Number of directors associated as on the date of meeting	Attendance	
			Number of directors attended	% of attendance
9	25/03/2021	6	6	100

C. COMMITTEE MEETINGS

Number of meetings held

16

S. No.	Type of meeting	Date of meeting	Total Number of Members as on the date of the meeting	Attendance	
				Number of members attended	% of attendance
1	Audit Committee	16/05/2020	4	4	100
2	Audit Committee	16/07/2020	4	4	100
3	Audit Committee	31/07/2020	4	4	100
4	Audit Committee	04/11/2020	4	4	100
5	Audit Committee	28/01/2021	4	4	100
6	Audit Committee	25/03/2021	4	4	100
7	Stakeholders Forum	31/12/2020	3	3	100
8	Corporate Social Responsibility	24/08/2020	3	3	100
9	Corporate Social Responsibility	25/11/2020	3	3	100
10	Independent Directors	25/03/2021	3	3	100

D. *ATTENDANCE OF DIRECTORS

S. No.	Name of the director	Board Meetings			Committee Meetings			Whether attended AGM held on
		Number of Meetings which director was entitled to attend	Number of Meetings attended	% of attendance	Number of Meetings which director was entitled to attend	Number of Meetings attended	% of attendance	
1	R.R.BHINGE	9	9	100	14	14	100	
2	P. J. NATH	9	9	100	3	3	100	
3	NARASIMHA	9	9	100	14	14	100	
4	LAKSHMI ANAND	9	9	100	15	15	100	
5	AJAY KUMAR	9	9	100	13	13	100	

6	ANAND AGAF	9	9	100	7	7	100
---	------------	---	---	-----	---	---	-----

X. *REMUNERATION OF DIRECTORS AND KEY MANAGERIAL PERSONNEL

Nil

Number of Managing Director, Whole-time Directors and/or Manager whose remuneration details to be entered

1

S. No.	Name	Designation	Gross Salary	Commission	Stock Option/ Sweat equity	Others	Total Amount
1	P.J.Nath	Managing Director	29,591,234	0	0	0	29,591,234
	Total		29,591,234	0	0	0	29,591,234

Number of CEO, CFO and Company secretary whose remuneration details to be entered

2

S. No.	Name	Designation	Gross Salary	Commission	Stock Option/ Sweat equity	Others	Total Amount
1	Uday Banerjee	Chief Financial Officer	8,692,363	0	0	0	8,692,363
2	Girish V. Kirkinde	Company Secretary	6,035,257	0	0	0	6,035,257
	Total		14,727,620	0	0	0	14,727,620

Number of other directors whose remuneration details to be entered

4

S. No.	Name	Designation	Gross Salary	Commission	Stock Option/ Sweat equity	Others	Total Amount
1	R. R. Bhinge	Chairman	0	0	0	1,150,000	1,150,000
2	Narasimha Murthy K	Non Executive Director	0	0	0	1,125,000	1,125,000
3	Lakshmi Nadkarni	Non Executive Director	0	0	0	1,200,000	1,200,000
4	Ajay Kumar Pandey	Non Executive Director	0	0	0	1,100,000	1,100,000
	Total		0	0	0	4,575,000	4,575,000

XI. MATTERS RELATED TO CERTIFICATION OF COMPLIANCES AND DISCLOSURES

* A. Whether the company has made compliances and disclosures in respect of applicable provisions of the Companies Act, 2013 during the year Yes No

B. If No, give reasons/observations

XII. PENALTY AND PUNISHMENT - DETAILS THEREOF

(A) DETAILS OF PENALTIES / PUNISHMENT IMPOSED ON COMPANY/DIRECTORS /OFFICERS Nil

Name of the company/ directors/ officers	Name of the court/ concerned Authority	Date of Order	Name of the Act and section under which penalised / punished	Details of penalty/ punishment	Details of appeal (if any) including present status

(B) DETAILS OF COMPOUNDING OF OFFENCES Nil

Name of the company/ directors/ officers	Name of the court/ concerned Authority	Date of Order	Name of the Act and section under which offence committed	Particulars of offence	Amount of compounding (in Rupees)

XIII. Whether complete list of shareholders, debenture holders has been enclosed as an attachment

Yes No

(In case of 'No', submit the details separately through the method specified in instruction kit)

XIV. COMPLIANCE OF SUB-SECTION (2) OF SECTION 92, IN CASE OF LISTED COMPANIES

In case of a listed company or a company having paid up share capital of Ten Crore rupees or more or turnover of Fifty Crore rupees or more, details of company secretary in whole time practice certifying the annual return in Form MGT-8.

Name

S.N. Bhandari

Whether associate or fellow

Associate Fellow

Certificate of practice number

366

I/We certify that:

- (a) The return states the facts, as they stood on the date of the closure of the financial year aforesaid correctly and adequately.
 (b) Unless otherwise expressly stated to the contrary elsewhere in this Return, the Company has complied with all the provisions of the Act during the financial year.

Declaration

I am Authorised by the Board of Directors of the company vide resolution no. ... dated

(DD/MM/YYYY) to sign this form and declare that all the requirements of the Companies Act, 2013 and the rules made thereunder in respect of the subject matter of this form and matters incidental thereto have been complied with. I further declare that:

- Whatever is stated in this form and in the attachments thereto is true, correct and complete and no information material to the subject matter of this form has been suppressed or concealed and is as per the original records maintained by the company.
- All the required attachments have been completely and legibly attached to this form.

Note: Attention is also drawn to the provisions of Section 447, section 448 and 449 of the Companies Act, 2013 which provide for punishment for fraud, punishment for false statement and punishment for false evidence respectively.

To be digitally signed by

Director

DIN of the director

To be digitally signed by

Company Secretary

Company secretary in practice

Membership number

Certificate of practice number

Attachments

- 1. List of share holders, debenture holders
- 2. Approval letter for extension of AGM;
- 3. Copy of MGT-8;
- 4. Optional Attachment(s), if any

List of attachments

This eForm has been taken on file maintained by the Registrar of Companies through electronic mode and on the basis of statement of correctness given by the company